

No	Yes
----	-----

1 year	2 years	3 years	4 years	
--------	---------	---------	---------	--

No, Never	Yes, Sometimes	Yes, Most of the Time	
-----------	-------------------	--------------------------	--

Portland Public Schools Successful Schools Survey
Elementary School Student Responses 2016 17

James John



James

JamesJohn

No, Never	Yes, Some of the Time	Yes, Most of the Time	Yes, All of the Time
-----------	-----------------------	-----------------------	----------------------

No, Never	Yes, Some of the Time	Yes, Most of the Time	Yes, All of the Time
-----------	-----------------------	-----------------------	----------------------

Portland Public Schools Successful Schools Survey
Elementary School Student

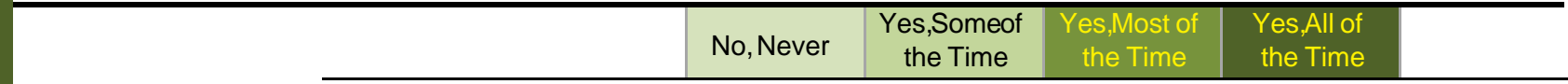

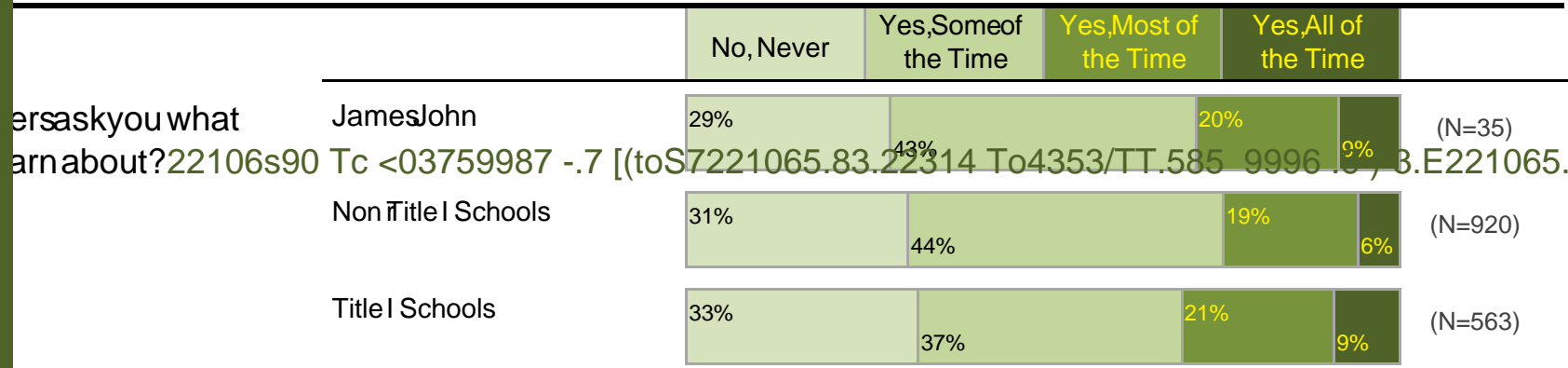
James John

Portland Public Schools Successful Schools Survey
Elementary School Student Response 2016-17

James John

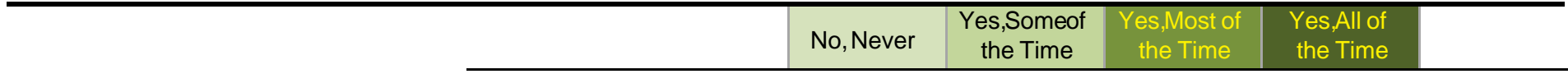
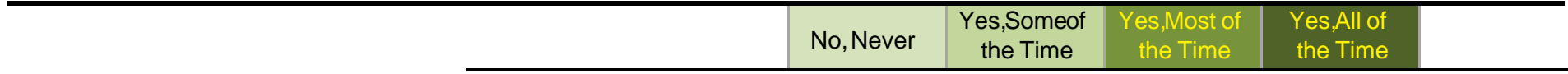

No, Never	Yes, Some of the Time	Yes,	
-----------	-----------------------	------	--

Portland Public Schools Successful Schools Survey Elementary School Student Response 2016-17



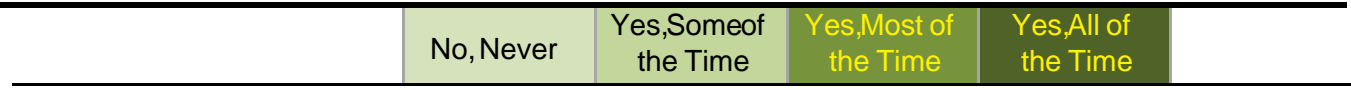
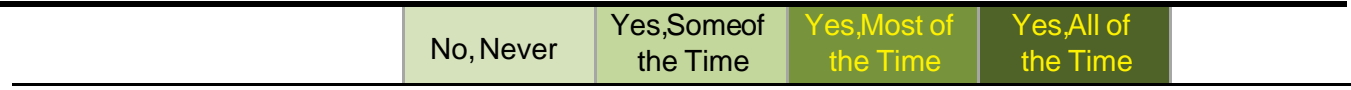
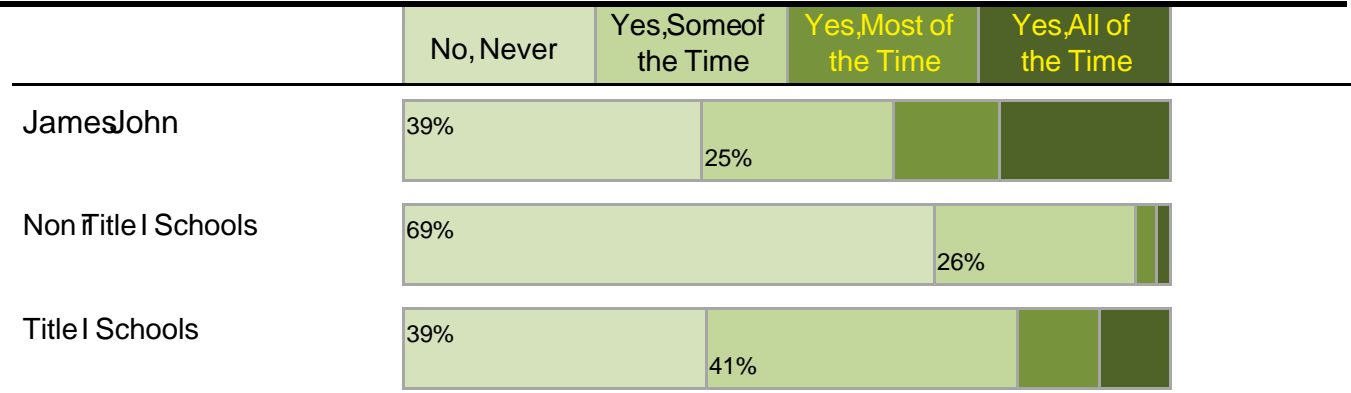
Portland Public Schools Successful Schools Survey
 Elementary School Student Response 2016-17

James John



Portland Public Schools Successful Schools Survey Elementary School Student Response 2016-17

James John



Portland Public Schools Successful Schools Survey
Elementary School Student Response 2016/17

James John



Portland Public Schools Successful Schools Survey
Elementary School Student Response 2016-17

James John

	No, Never	Yes, Some of the Time	Yes, Most of the Time	Yes, All of the Time	
--	-----------	-----------------------	-----------------------	----------------------	--



	No, Never	Yes, Some of the Time	Yes, Most of the Time	Yes, All of the Time	
--	-----------	-----------------------	-----------------------	----------------------	--

	No, Never	Yes, Some of the Time	Yes, Most of the Time	Yes, All of the Time	
--	-----------	-----------------------	-----------------------	----------------------	--

Portland Public Schools Successful Schools Survey
Elementary School Student Response 2016/17

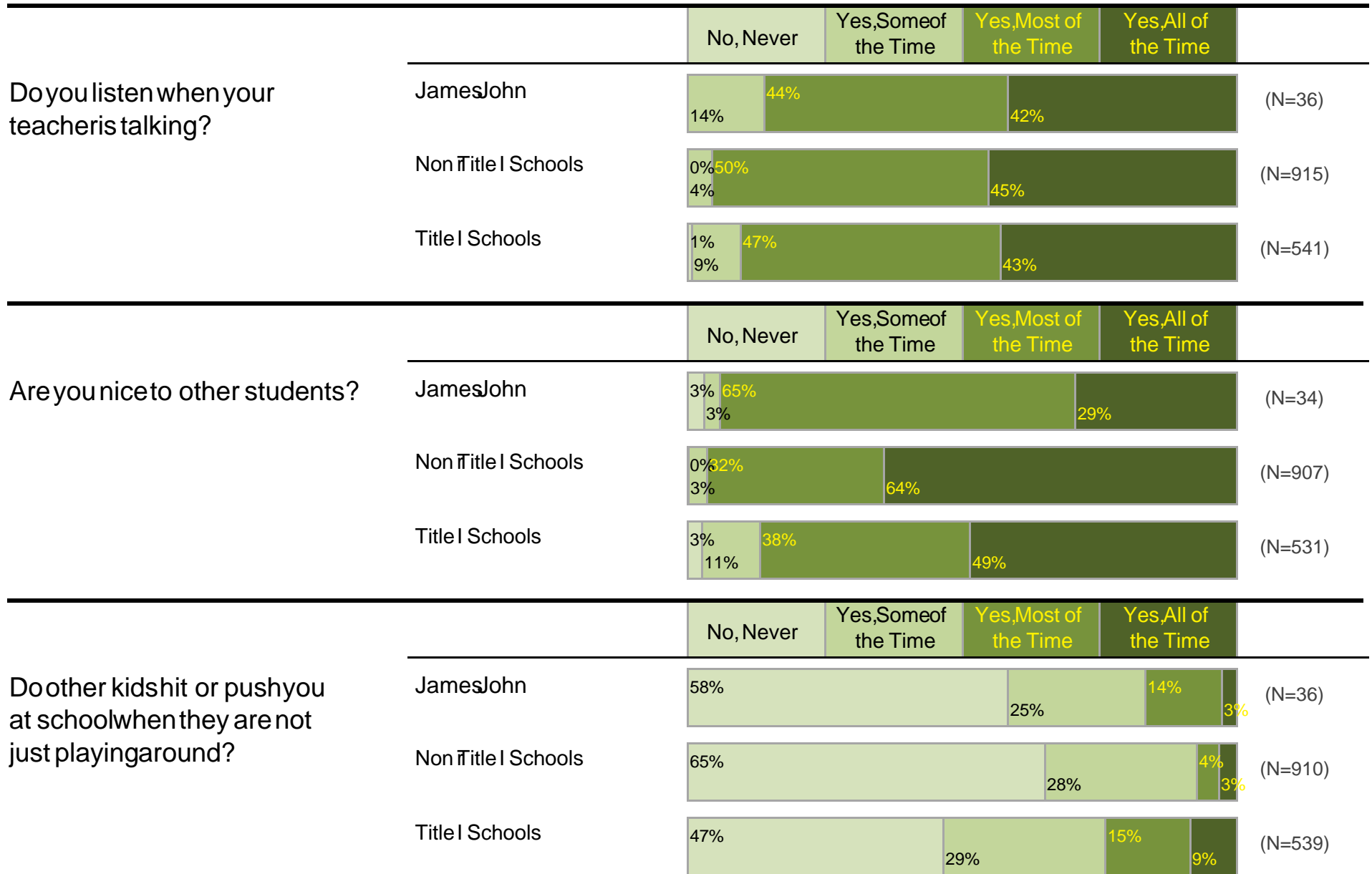
James John



No, Never	Yes, Some of the Time	Yes, Most of the Time	Yes,
-----------	-----------------------	-----------------------	------


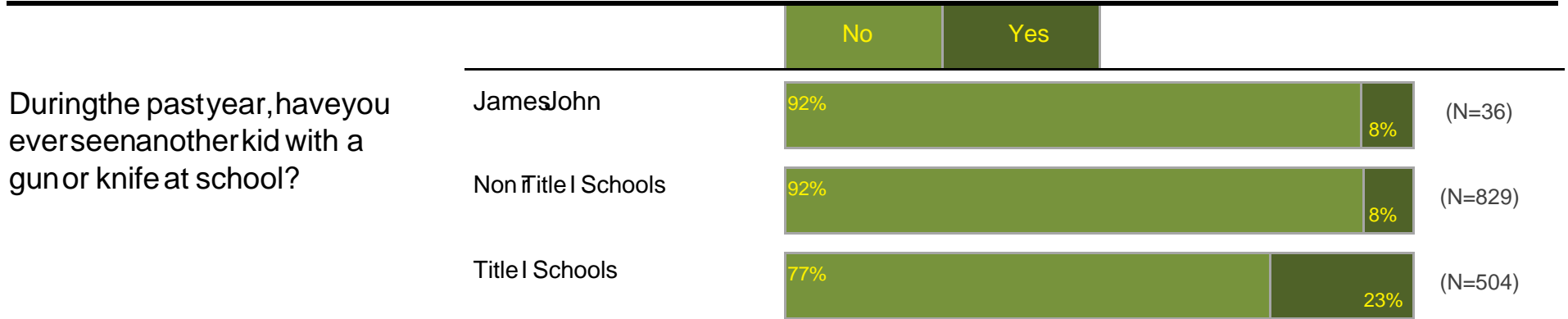

Portland Public Schools Successful Schools Survey
Elementary School Student Response 2016-17

James John



Portland Public Schools Successful Schools Survey
Elementary School Student Response 2016-17

James John

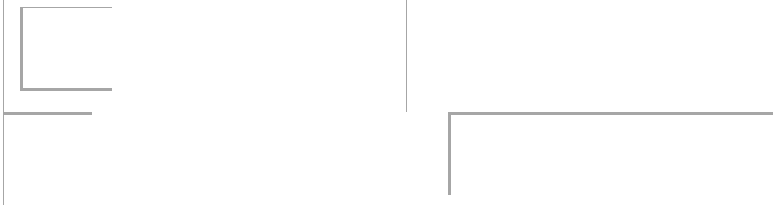


Portland

JamesJohn

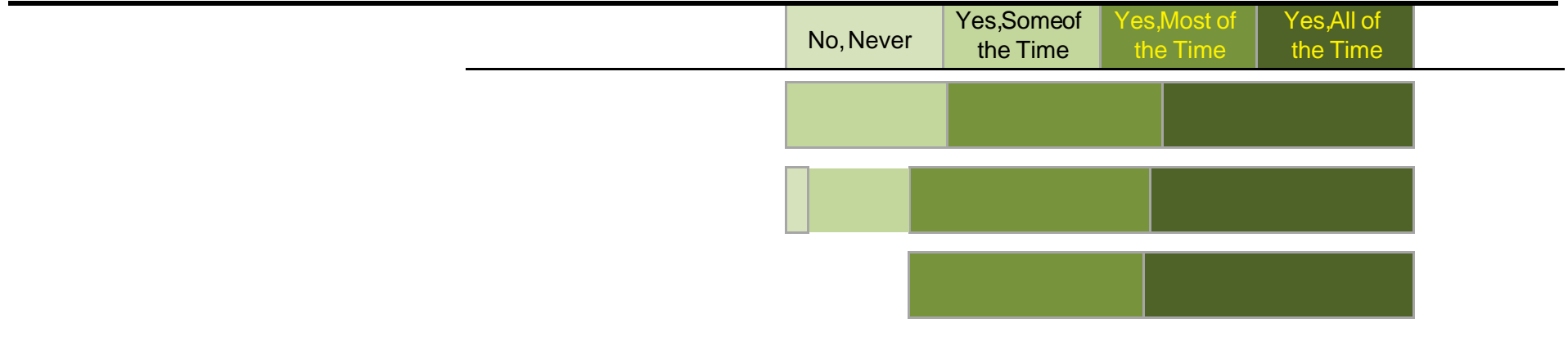
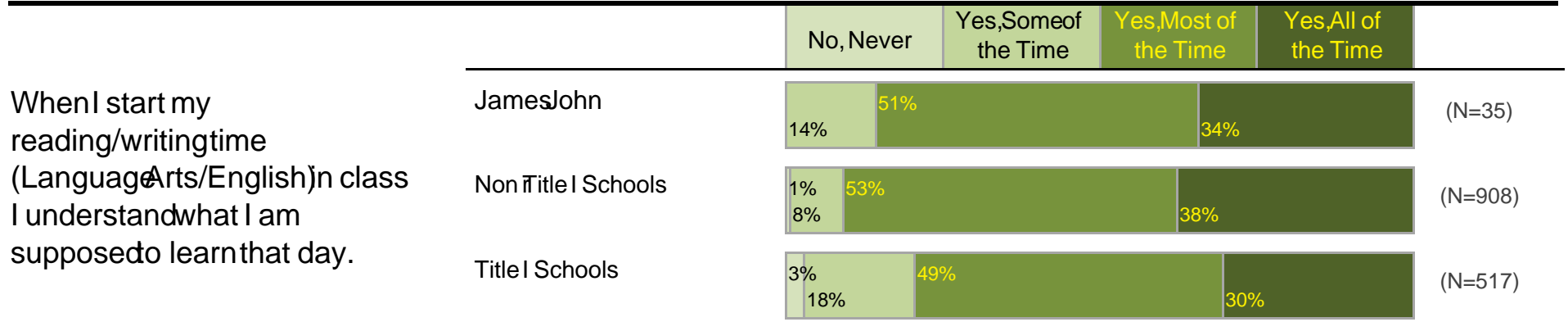


02



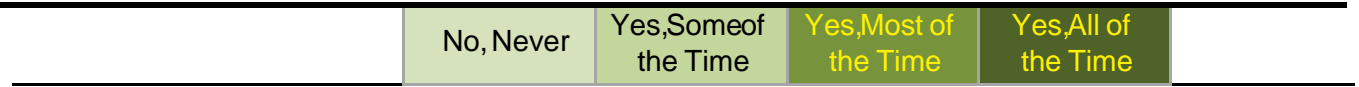
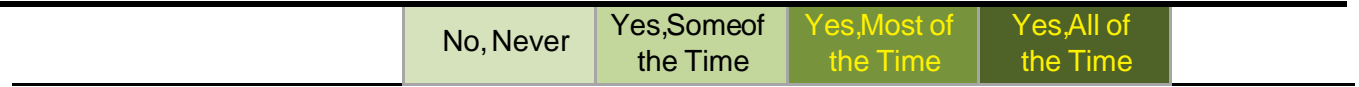
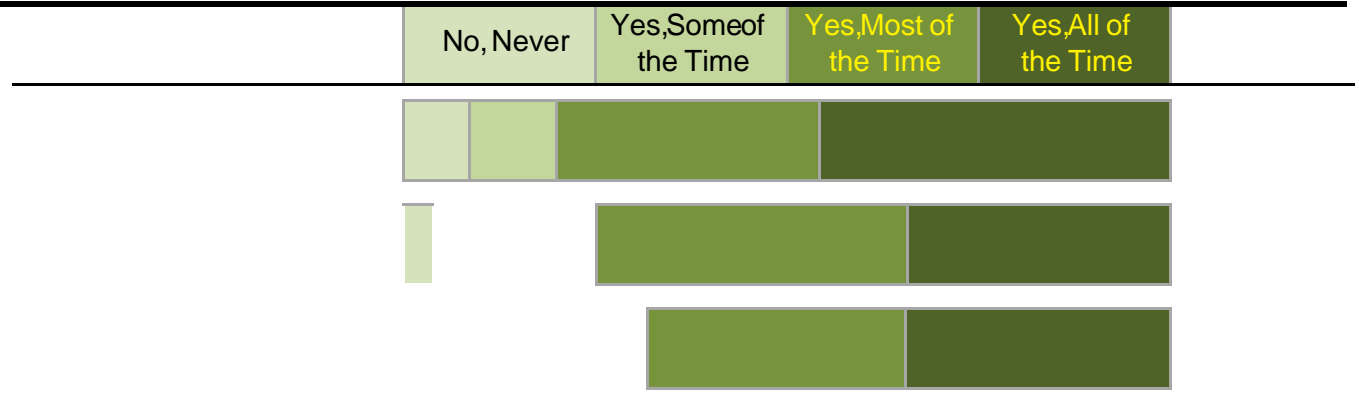
Portland Public Schools Successful Schools Survey
 Elementary School Student Response 2016-17

James John



Portland Public Schools Successful Schools Survey
Elementary School Student Response 2016-17

James John



Portland Public Schools Successful Schools Survey
Elementary School Student Response 2016-17

James John

Page 25



Portland Public Schools Successful Schools Survey
Elementary School Student Response 2016/17

James John



Portland Public Schools Successful Schools Survey
Elementary School Student Response 2016-17

James John

	10 or younger	11	12	13	Other
--	---------------	----	----	----	-------

	Male	Female	Other	
--	------	--------	-------	--

Portland Public Schools Successful Schools Survey Elementary School Student Response 2016-17

James John

What races/ethnicities do you consider yourself?

Total Students: 36

(Because students could select more than one category, totals will exceed 100%.)

African American	8%
African	0%
Burundian	0%
Eritrean	0%
Ethiopian	0%
Somali	0%
Other African	3%
Other Black	
Caribbean Islands	3%
Other Black	6%
American Indian/Alaska Native	8%
Alaska Native	0%
Burns Paiute Tribe	0%
Confederated Tribes of the Coos, Lower Umpqua & Siuslaw Indians	0%
Confederated Tribes of the Grand Ronde Community of Oregon	0%
Confederated Tribes of Siletz Indians	0%
Confederated Tribes of the Umatilla Indian Reservation Indians	0%
Confederated Tribes of Warm Springs	0%
Coquille Indian Tribe	0%

American Indian/Alaska Native (continued)	
Cow Creek Band of Umpqua Tribe of Indians	0%
Klamath Tribes	0%
Other American Indian Tribe/Nation	8%
Native/Indigenous to Canada	3%
Asian	11%
Asian Indian	0%
Burmese	0%
Cambodian	0%
Chinese	0%
Filipino	0%
Hmong	8%
Japanese	0%
Karen	0%
Korean	0%
Laotian	0%
Mien	0%
Nepali	0%
Thai	0%
Tibetan	0%
Vietnamese	0%
Other Asian	0%

Portland Public Schools Successful Schools Survey
Elementary School Student Response 2016-17

James John

Page 31

Schools included in the Title I comparison group

Responses

Schools included in the non r